

MONKEY BUDDIES ACTIVITIES

Winter-Themed Mini Enrichment Packet



**K-2 Activities Included
Imagination Lives Here.**

Christina Dennis, M.Ed.
Creator & Educator, Monkey Buddies™

Universal Skill-Based Standards K-2

This page is designed to support educators in any U.S. state, homeschool setting, private school, micro-school, or international learning environment. All skills are written in universal, non-state-specific language so teachers can align them to their own local standards.

Foundational Literacy Skills

- Recognizing and producing letter sounds
- Reading simple words and phrases
- Understanding story sequence (beginning, middle, end)
- Using pictures and words to make meaning
- Practicing handwriting and sentence formation
- Using descriptive vocabulary
- Following simple written directions

Foundational Math Skills

- Counting, comparing, and ordering numbers
- Identifying patterns and continuing pattern sequences
- Classifying and sorting by attributes
- Understanding basic addition and subtraction concepts
- Reading and interpreting simple graphs or visuals

Writing Skills

- Writing complete sentences
- Using capitalization and punctuation
- Describing events or pictures in writing
- Using inventive or phonetic spelling as skills develop

Executive Functioning & Work Habits

- Following one- and two-step directions
- Developing fine motor skills: cutting, gluing, coloring
- Persevering through a task with appropriate support
- Using classroom materials appropriately and independently

Homeschool & Caregiver Connections

- Ideal for morning work, quiet time, centers, or enrichment
- Supports skill reinforcement and extra practice at home
- Requires minimal materials and can be used more than once

Flexible pacing for individual or small-group learning

Snow Day Packet K-2 User Guide - How to Use This Packet

This packet is designed for easy, independent practice at home or school. Students strengthen foundational literacy, math, and executive-function skills using simple materials—just crayons, a pencil, and a quiet workspace.

Universal Skills Overview

This page outlines core skills students will practice: phonics, early writing, number sense, direction-following, and work habits. These align broadly with K-2 standards across states and homeschool programs.

Math: Snowflake Number combinations

Students explore number pairs using snowflakes.

- Encourage counting aloud.
- Ask guiding questions like, “What two numbers make ___?”
- Allow them to draw extra snowflakes if helpful.

Phonics: Beginning Sounds and Letter Matching

Students circle pictures with the same beginning sound.

- Say each picture aloud slowly.
- Emphasize the starting sound: '/p/...p-enguin'.
- Let students self-check by repeating the words.

Opposite Mittens Coloring Page

Students choose two colors. They color mitten #1 freely, then reverse the colors on mitten #2 while keeping the pattern the same.

Builds: pattern recognition, multi-step direction following, fine motor skills.

Color-By-Number: Geo-Cat

Students color sections using the number key.

Supports number recognition, visual discrimination, and focus on details.

Reading Comprehension: “Mia’s Snow Day”

Students read a short passage and use color-coded crayons:

- Blue = Beginning
- Red = Ending
- Green = Problem
- Brown = Solution

Ask questions like: “What happened first?” “What solved the problem?”

Story Sequencing (Draw & Write)

Students draw four small pictures and label each part using the same color-coding. This strengthens retelling, organization of events, and early writing.

Reading Comprehension: “Mia’s Snow Day” (cont.)

Tips for Success

- Break activities into small chunks.
- Encourage neat coloring and careful rereading.
- Allow invented spelling.
- Celebrate effort and independence.

Thank you for choosing a Monkey Buddies Mini Enrichment Activity Packet. You have selected the winter edition.


Every page is designed with purpose, warmth, and play in mind. Monkey Buddies supports children, families, and educators with resources that build skills gently and joyfully. We hope this winter packet brings smiles, confidence, and a little extra fun to your learner.

Name: _____

Date: _____


Using the snowflakes to count, follow the prompts to complete the activity.

1. Show two ways you can make ten.


$$\bigcirc 5 + \bigcirc 5 = \bigcirc 10$$


$$\bigcirc 7 + \bigcirc 3 = \bigcirc 10$$

2. Show two ways you can make five.


$$\bigcirc - \bigcirc = \bigcirc$$


$$\bigcirc - \bigcirc = \bigcirc$$

3. Show two ways you can make seven.


$$\bigcirc + \bigcirc = \bigcirc$$


$$\bigcirc + \bigcirc = \bigcirc$$

4. Show two ways you can make three.


$$\bigcirc - \bigcirc = \bigcirc$$


$$\bigcirc - \bigcirc = \bigcirc$$

5. Show two ways you can make nine.


$$\bigcirc + \bigcirc = \bigcirc$$

$$\bigcirc + \bigcirc = \bigcirc$$

6. Show two ways you can make six.


$$\bigcirc - \bigcirc = \bigcirc$$

$$\bigcirc - \bigcirc = \bigcirc$$


Name: _____

Date: _____

1. Circle the items with the same beginning sound in each box.
2. Circle the letter that matches the sound



P W R N S E



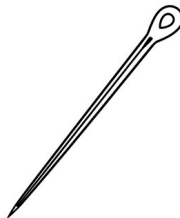
R E W S N P



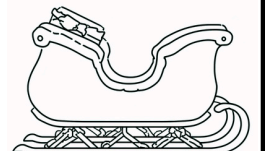
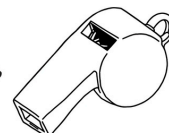

N W E P S R



W R E P S N



S P W E N R



E N R W P S

Letter sound focus - E, N, P, R, S, W

Name: _____

Date: _____

Opposites Attract Coloring Page


Instructions:

Pick two colors

Color mitten #1 any way you like

Switch the colors for mitten #2

Make sure the patterns match but the colors are opposite



Name: _____

Date: _____


Geo-Cat

blue: 4

orange: 3

pink: 2

purple: 1



Name: _____

Date: _____

Reading Comprehension Activity

“Mia’s Snow Day”

Reading Passage

Mia looked out the window and saw snow falling, fast. No school! Yes! She wanted to go outside to play!

Mia needed to dress warmly for the snow. First, she pulled on her warm socks and stepped into her snow boots.

Next, Mia went to put on her gloves... but one was missing! She looked under her bed, behind the couch, and even inside her toy box.

Finally, she checked her coat pocket. Whew! There it was!

Mia zipped up her coat, put on her hat and scarf, and ran outside to meet up with her friends. Snowy days were the best kind of days!

Comprehension Questions

Use crayons to show what you notice in the story:

1. Circle the beginning of the story in BLUE.

Find the part that starts the story and tells what it is about.

2. Circle the ending of the story in RED.

Find the sentences that wrap up the story or show how it finishes.

3. Circle the problem in GREEN.

If the story has a problem, highlight the part that shows what goes wrong.

4. Circle the solution in BROWN.

Find the part of the story where the problem is fixed or solved.

Continued -



Story Sequencing

With the same color crayons, draw four small pictures to retell the story.

Use these colors to show each part:

BLUE - Draw the beginning of the story

GREEN - Draw the problem

BROWN - Draw the solution

RED - Draw the ending



Under each picture, write one sentence that explains what is happening.

A large, empty rectangular box with a thick black border, intended for drawing the first part of the story.

A large, empty rectangular box with a thick black border, intended for drawing the second part of the story.

A large, empty rectangular box with a thick black border, intended for drawing the third part of the story.

A large, empty rectangular box with a thick black border, intended for drawing the fourth part of the story.



